

NOTICE OF MEETING

CABINET MEMBER SIGNING

Friday, 15th January, 2021, 11.00 am

Members: Councillors Kaushika Amin

1. APOLOGIES FOR ABSENCE

To receive any apologies for absence.

2. DECLARATIONS OF INTEREST

A member with a disclosable pecuniary interest or a prejudicial interest in a matter who attends a meeting of the authority at which the matter is considered:

- (i) must disclose the interest at the start of the meeting or when the interest becomes apparent, and
- (ii) may not participate in any discussion or vote on the matter and must withdraw from the meeting room.

A member who discloses at a meeting a disclosable pecuniary interest which is not registered in the Register of Members' Interests or the subject of a pending notification must notify the Monitoring Officer of the interest within 28 days of the disclosure.

Disclosable pecuniary interests, personal interests and prejudicial interests are defined at Paragraphs 5-7 and Appendix A of the Members' Code of Conduct

3. HARINGEY COUNCIL'S LOCAL SCHOOLS FUNDING FORMULA FOR THE 2021-22 FINANCIAL YEAR (PAGES 1 - 14)

This report seeks the Cabinet Members' approval for changes to the Council's local schools funding formula for the 2021-22 financial year in line with the Schools National Funding Formula set out by the Department for Education (DfE).

The Chair of Overview and Scrutiny has agreed that the call-in procedure shall not apply to this decision as the action being taken is urgent and time critical and any delay in implementation caused by the call-in procedure would seriously prejudice the Council's or the public's interests. This is in accordance with Part 4, Section H, Paragraph 18 (a) and (b) of the Council Constitution.

Felicity Foley, Committees Manager
Tel – 0208 489 2919
Fax – 020 8881 5218
Email: felicity.foley@haringey.gov.uk

John Jones
Monitoring Officer (Interim)
River Park House, 225 High Road, Wood Green, N22 8HQ

Thursday, 07 January 2021

Report for: Cabinet Member Signing 15/01/2021

Title: Haringey Council's Local Schools Funding Formula for the 2021-22 Financial Year

Report authorised by: Ann Graham – Director of Children's Services

Lead Officers: Muhammad Ali – Finance Business Partner
Tel : 020 8489 4491, Email: Muhammad.Ali@haringey.gov.uk

Kristian Bugnosen – Principal Accountant
Tel : 020 8489 3675, Email: Kristian.Bugnosen@haringey.gov.uk

Ward(s) affected: All

**Report for Key/
Non Key Decision:** Key

1. Describe the issue under consideration

This report seeks the Cabinet Members' approval for changes to the Council's local schools funding formula for the 2021-22 financial year in line with the Schools National Funding Formula set out by the Department for Education (DfE).

Following consultation by the Council with all maintained and academy schools in the borough, Schools Forum asked the Council to continue with the existing local school funding formula. However, given the nature of the funding settlement, a number of adjustments are required to the local funding formula for the 2021-22 financial year. These are set out in the recommendations below.

School Forum meet to decide on 14th January 2021 the funding formula for financial year 2021-22. This will be followed by Cabinet Member's approval on 15th January 2021. Final adjustments to the recommendations may need to be made in the light of forum discussions and feedback from the consultation with schools. These will be presented to the Member of Cabinet on the day of sign off.

The funding allocation for the year 2021-22 must then be submitted to the Education and Skills Funding Agency (ESFA) via the Authority proforma tool (APT) by 21st January 2021.

2. Cabinet Member Introduction

The introduction of the National Funding Formula for schools has been a challenge up and down the country and Haringey has been at the forefront of campaigning to ensure that no schools lose out. However, we need to highlight despite the increase in high needs block funding for schools in Haringey is below increases in demand and budgets available to schools to support children and young people with special educational needs and disabilities (SEND) are under increasing and serious pressure.

The Department for Education on 17th December published school funding allocations going to every local authority in England. The written statement reconfirmed a £14

Billion funding boost to be spread over 3 years. This is the second year of the cumulative funding.

Funding to cover increases in teacher pay and pensions grant worth £2 billion will also be included from 2021 and rolled into the main School DSG Funding.

Against this challenging background, the Council have worked collaboratively with schools across the borough to ensure that the funding available is distributed as fairly as possible so that all Haringey schools can continue to deliver excellent outcomes for our children and young people.

3. Recommendations

The Cabinet Member is asked to agree to changes to the School's funding formula for 2021/22. The agreement of changes is based on consultation with School's Forum. See Appendix A for Individual Schools allocation for 2021-22 in comparison with 2020-21.

Schools were consulted on local factors of the school funding formula for 2021-22 in December 2020, the results of the consultation are detailed in the table A, below. This details the most supported local factors:

Table A Consultation Results.

Consultation Question	Results (Highest total votes)	Affect to 2021-22 APT (Schools)
Growth: To set Growth Funding Budget at £1.100m (Indicative Budget is £1.199m) * as stated in December School Forum. £99k will be put back through the formula to protect Tiverton School uptake due to the closure of Stamford Hill	Growth Budget to be set at £1.100M.	Through the APT tool the Growth Budget is set at £1.100M with any difference being routed through the main APT. All primary and secondary schools have access to the growth fund. Any remaining balances at Year End – will be presented to School Forum to decide distribution.
High Needs Block Transfer: To set a %age of High Needs Block transfer from DSG Allocation.	There will be a 0% transfer of Schools Block Funding into the High Needs Block.	The Schools Block will not be contributing to the High Needs Block for 2021-22.
Education Welfare: Block transfer of	£122k will be top sliced from	The arrangement for top slicing a contribution from Schools Block to

£122,000 for Education Welfare Service budget to Central Block to ensure all schools and academies have contributed a fair amount to fund the services for the financial year 2021-22	the Schools Block to support the Education Welfare Service.	support the Education Welfare Service will continue for 2021-22.
Nursery Split Sites: Nursery Split Site funding of £60k for one Nursery School to be continued for 2021-22	£60k has been agreed to support the split site Nursery.	This will be top sliced from Schools Block to support the Nursery in question to ensure parity across the Borough.
De-Delegated Factors: De-delegated factors within the APT remain the same as 2020-21 APT: including A: Schools in Financial Difficulty £179,000: LA Maintained Primary and Secondary Schools contributing £7.70 per AWPU and B:Trade Union Representation £135,739: LA Maintained Primary and Secondary Schools contributing £5.80 per AWPU.	No to A (Schools in Financial Difficulty), Yes to B (Trade Union Representation).	There is no Schools in Financial Difficulty Fund for 2021-22. The de-delegation pot has reduced when compared to 2020-21. There is a larger share to be distributed directly to Schools through the main formula funding route. The Trade Union funding has been agreed for 2021-22. The rates will continue at the same amount as previous years.

The LA have recommended to Schools Forum that the results of the survey are applied to the 2021-22 Schools APT formula funding. Schools Forum make the decision and the LA requires sign off from Councillors to conclude the budget setting process.

The conclusion of the consultation has meant the capping and MFG factors are as follows:

1. +1.98% MFG*
2. +2.00% cap with 100% scaling

**The minimum funding guarantee is a protection for schools against significant year-on-year changes in pupil-led funding. It is a mechanism directed by government to ensure that no school loses a significant amount of funding due to pupil led changes which are beyond its control*

The Cabinet Member is asked to agree the changes to the local schools funding formula for the 2021-22 financial year following Schools Forum approval on 14th January 2021.

Please note: an updated paper will be presented following the meeting with Schools Forum on 14th January 2021. It is possible that School's Forum may decide to adopt a different approach, although this is not anticipated if this does occur this paper will be updated paper as necessary.

These changes require approval by the Council in line with its local scheme of delegation to complete the Authority Proforma Tool, as required by the ESFA. Such approval can be given on behalf of the Council by the Lead Member.

The Schools Forum will also consider a block transfer of Education Welfare Services funding to Central Block to ensure that cost has been shared across schools and academies on a fair contribution rate.

4. Reasons for decision

The Council is legally required to set the local schools funding formula and must submit this to the ESFA by 21st January 2021.

The recommended changes to the local funding formula follow:

- (a) Consultation with schools on their preferred option (based on initial modelling from ESFA, which has since been revised) in December 2020.
- (b) Discussion at Schools Forum on 14th January 2021, where the principles underpinning how the funding formula should operate were agreed and minuted in light of the response to the consultation.
- (c) The final school budget allocations are presented to the Schools Forum on 14th January 2021 for their approval.

5. Options Considered

Following consultation with the Schools Forum on 7th December 2020, all schools in Haringey were consulted on the proposed changes for 2021-22 to the Council's Schools Funding Formula via e-survey. The consultation started on 7th December, with a deadline of 17th December 2020 for responses from Head teachers and Chairs of Governors.

The following table B shows options available and total responses received for all options:

TABLE B

Haringey Schools APT 2021-22 Survey Results					
Survey Questions	Answers	Maintained Responses		Academies Responses	
		Head teacher Votes	Chair of Governors Votes	Head teacher Votes	Chair of Governors Votes
Growth: To set Growth Funding Budget budget at £1.100m (Indicative Budget is £1.199m)* as stated in December School Forum. £99k will be put back through the formula to protect Tiverton School uptake due to the closure of Stamford Hill	Yes	24	16	1	1
	No	4	1	1	0
	Skipped	0	0	0	0
High Needs Block Transfer: To set a %age of High Needs Block transfer from DSG Allocation.	0%	26	15	1	1
	0.25%	1	2	1	0
	Skipped	1	0	0	0
Education Welfare: Block transfer of £122,000 for Education Welfare Service budget to Central Block to ensure all schools and academies have contributed a fair amount to fund the services for the financial year 2021-22	Yes	20	13	1	1
	No	8	4	1	0
	Skipped	0	0	0	0
Nursery Split Sites: Nursery Split Site funding of £60k for one Nursery School to be continued for 2021-22	Yes	18	11	2	1
	No	10	6	0	0
	Skipped	0	0	0	0
De-Delgated Factors: De-delgated factors within the APT remain the same as 2020-21 APT: including A: Schools in Financial Difficulty £179,000: LA Maintained Primary and Secondary Schools contributing £7.70 per AWPu and B:Trade Union Representation £135,739: LA Maintained Primary and Secondary Schools contributing £5.80 per AWPu.	Yes to A & B	6	7	0	0
	Yes to A, No to B	1	0	0	0
	No to A, yes to B	20	10	0	0
	Skipped	1	0	2	1
Total Voters		28	17	2	1
Grand Total		48			

6. Background information

In July 2017, DfE announced the introduction of the National Funding Formula (NFF) which was supported by additional investment in 2019-20, 2020-21, & 2021-22.

The policy document which sets out the background and principles of the new National Funding Formula for schools can be found at:

<https://www.gov.uk/government/publications/pre-16-schools-funding-local-authority-guidance-for-2021-to-2022>

The DSG is currently divided into four notional blocks:

- Schools,
- High Needs,
- Early Years, and
- Central School Services Block.

There has been a significant commitment for 2021-22. The per pupil funding a school received has gone up with the rise in inflation rate.

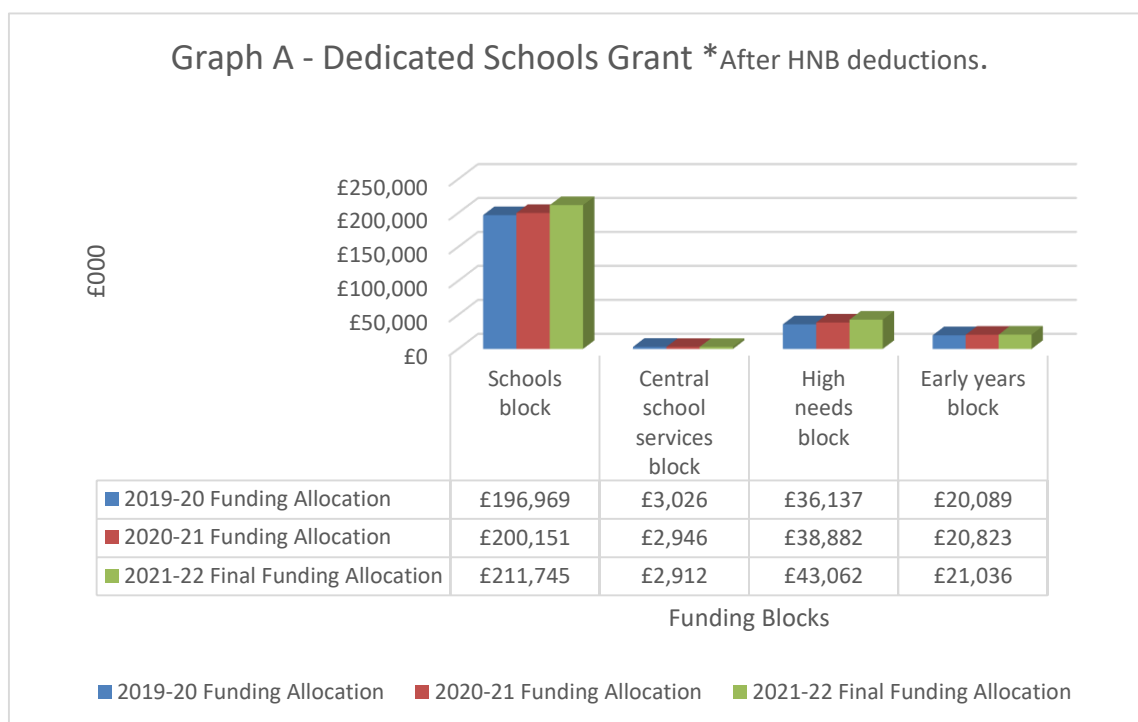
School funding through the National Funding Formula is increasing by 4% overall in 2021-22. The NFF will distribute this funding based on schools' and pupils' needs and characteristics. The main features in 2021-22 are:

- The key factors in the NFF will increase by 3%, providing a significant increase to those schools already attracting their NFF allocations.
- The minimum per pupil funding levels will ensure that every primary school receives at least £4,000 per pupil, and every secondary school at least £5,150 per pupil, delivering on the government's pledge to level up the lowest funded schools – on top of that, these schools will receive an additional £180 and £265 per pupil respectively to cover additional

teachers' pay and pension costs previously funded through the separate grants.

- c. Every school will be allocated at least 2% more pupil-led funding per pupil compared to its 2020-21 NFF baseline.

Graph A sets out Haringey's Dedicated Schools Grant allocations for the financial year 2019-20, 2020-21 & 2021-22.



Dedicated schools grant (DSG) allocation for financial year 2021 to 2022, prior to academy recoupment and after high needs deductions. Is presented in Table C below. *It is inclusive of rolled in Teacher's Pay Grant and Teachers Pension Employers Contribution Grant (TPECG) in the Schools Block.

Table C: DSG Funding Breakdown	2021-22 Final Funding Allocation
Schools block	£211,745
Central school services block	£2,912
High needs block	£43,062
Early years block	£21,036
DSG Total Allocation	£278,755

Recommendation

- 1.1 Growth fund to be maintained at £1,100,000 for the financial year 2021-22
- 1.2 The returns showed a preference in favour of 0% block transfer to High Needs Block.

- 1.3 Recommend the block transfer of £122,000 Education Welfare Services budget to Central block, because it provides a maximum increase in school budget.
- 1.4 Nursery Split Site funding of £60k for one Nursery School to be continued for 2021-22
- 1.5 De-Delegated Factors: De-delegated factors within the APT has changed as compared to last year APT: Only Option B: Trade Union Representation £135,739: LA Maintained Primary and Secondary Schools contributing £5.80 per AWPU will continue in 2021-22.

The Council has followed the guidance note issued by the Education & Skills Funding Agency in August 2020 in calculating schools' budget for the financial year 2021-22. The link to the guidance is given below:

<https://www.gov.uk/government/publications/national-funding-formula-tables-for-schools-and-high-needs-2021-to-2022>

Haringey Council will ensure that all procedures are in place to meet the requirement to publish maintained school budgets by 28th February 2021 in line with guidance set by the School and Early Years Finance (England) Regulations 2018.

7. Contribution to strategic outcomes

The local school funding formula is an important element in delivering the best possible outcomes for Haringey's children and young people under the People Priority.

The People Priority underpins the council's approach to ensuring young people in Haringey get the best start in life, through early help, excellent education, and support.

8. Statutory Officers comments (Chief Finance Officer (including procurement), Assistant Director of Corporate Governance, Equalities)

Finance

The recommended changes to the Council's local schools funding formula as given table A. Depending upon the option selected by the School Forum on 14th January 2021, all options are affordable, or contained within the total funding allocation published by the ESFA in December 2020.

The recommended changes to the Council's local schools funding formula are for a Minimum Funding Guarantee (MFG) of +1.98% per pupil, together with a cap of +2.00% per pupil increase and a scaling rate of 100% compared with the funding formula for 2020-2021. These changes are required to deliver the Government's promise to all Haringey schools within the Council's 2021-22 Schools Block Dedicated Schools Grant (DSG) funding envelope.

Description	Amount
Schools Block Dedicated Schools Grant funding settlement	£211,745,094.00

Contribution to Attendance and Welfare	-£122,000.00
Split Site - Early Years	-£60,000.00
Growth Fund	-£1,100,000.00
Funding available for Schools Block Formula	£210,463,094.00
APT Proforma applying +1.98% MFG +2.00% Cap at 100% Scaling	£210,463,094.00
Remainder	£0.00

There are no direct implications from this decision in relation to the Council's General Fund. This does not relate to any savings set out in the Medium-Term Financial Strategy.

Haringey is currently reporting an overall cumulative deficit of £15m (including £10m carried forward from 2019-20) under the DSG block. There is an expectation for LAs to provide deficit recovery plan if they report a deficit posting at year end. The majority of the current DSG deficit is due to High Need block overspending – a high profile national issue shared by many Councils. Any future strategies may include school block contribution to high needs block to reduce this deficit. Current Government Guidance is that overspends relating to the DSG may not be met from General Fund resources without seeking the permission of the Secretary of State – so this is in effect a ringfenced deficit.

Strategic Procurement

Strategic Procurement note the contents of the report and that there are no procurement issues associated with this decision.

Head of Legal and Governance comments

The School and Early Years Finance (England) (No 2) Regulations 2018 provides for local authorities' financial arrangements in relation to the funding of maintained schools and providers of funded early years provision in England, for the financial year 2019-2020. These Regulations require the Council to determine budget shares for schools maintained by them and amounts to be allocated in respect of early years provision in their areas, in accordance with the appropriate formulae which the Council must determine. The Council must consult its schools forum and schools maintained by it about any proposed changes to the funding formulae, in relation to the factors and criteria taken into account, and the methods, principles and rules adopted. The same consultation obligation applies to proposed changes that will affect early years provider.

The Education & Skills Funding Agency operational guidance 'Schools revenue funding 2021 to 2022' (Updated December 2020) provides that

24. The department appreciates that there will be limitations in the way local authorities are currently able to work due to the coronavirus (COVID-19) situation.

25. However, local authorities must do their best, within the circumstances, to engage in open and transparent consultation with all maintained schools and academies in their area, as well as with their schools forums, about any proposed

changes to the local funding formula, including the principles adopted and any movement of funds between blocks.

27. Any consultation should include a demonstration of the effect of modelling such changes on individual maintained schools and academies.

29. Local authorities should communicate proposed formula changes to all bodies affected by the changes.

30. The local authority is responsible for making the final decisions on the formula; however, each local authority's process should have ensured that there was sufficient time to gain political approval before the APT deadline in January 2021.

31. Political approval means approval in line with the local authority's local scheme of delegation, so this may be decisions made by the council cabinet, cabinet member or full council. The schools forum does not decide on the formula.

The following legal principles apply when undertaking consultation:

- (a) The consultation must take place while the proposals are still at a formative stage (i.e. when the results of the consultation may still make a difference)
- (b) The consultee must be given sufficient information about, and reasons for, the proposal to be able to respond in a meaningful and intelligent way and given sufficient time to be able to respond.
- (c) Depending on the circumstances of the particular case, it may also be necessary to consult about other options that have been rejected.
- (d) There must then be sufficient time for the responses to be considered properly, and the responses must be considered conscientiously, in the course of taking the ultimate decision."

Equalities comments

The Council has a Public Sector Equality Duty under the Equality Act (2010) to have due regard to the need to:

- Eliminate discrimination, harassment and victimisation and any other conduct prohibited under the Act
- Advance equality of opportunity between people who share a relevant protected characteristic and people who do not share it
- Foster good relations between people who share a relevant characteristic and people who do not share it.

The three parts of the duty applies to the following protected characteristics: is age, disability, gender reassignment, pregnancy/maternity, race, religion/faith, sex, and sexual orientation. Marriage and civil partnership status apply to the first part of the duty.

The report proposes to revise the Dedicated Schools Grant Funding formula. This is in line with the Department for Education's National Funding guidance and technical notes. No options are available to provide differential funding to schools in relation to the proportion of pupils with protected characteristics. The 0.25% transfer from the Schools Block to the High Needs Block, if approved by the school forum, will support provision for pupils with special educational needs and disabilities. Setting the higher MFG level at will help ensure continued high-quality educational provision for all pupils

in Haringey. These changes demonstrate due regard for the protected characteristics of age and disability.

9. Use of Appendices

Appendix A: Schools Funding Formula Analysis

10. Local Government (Access to Information) Act 1985

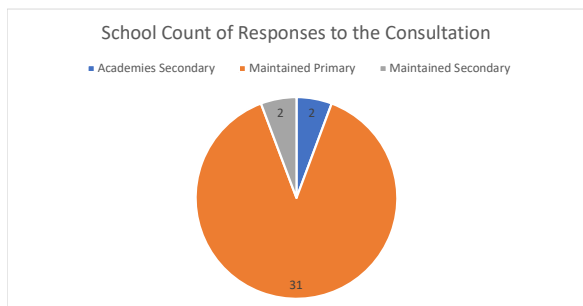
The following information was used in compiling this report:

- Department for Education, The national funding formula for schools and high needs (September 2019):

<https://www.gov.uk/government/publications/national-funding-formula-tables-for-schools-and-high-needs-2021-to-2022>

Appendix A

Haringey Schools - APT-2021 - 22 Local Funding Consultation Survey Results - Breakdown



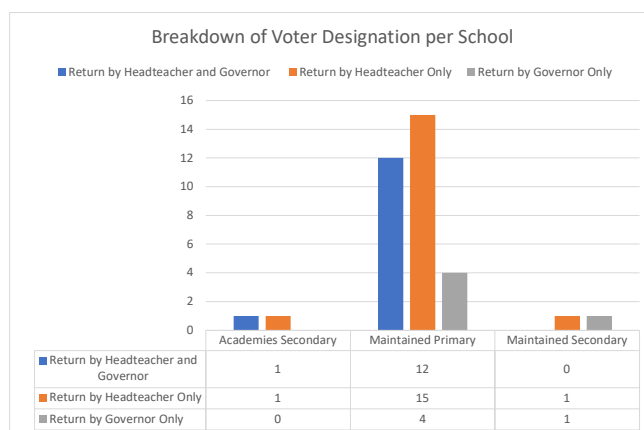
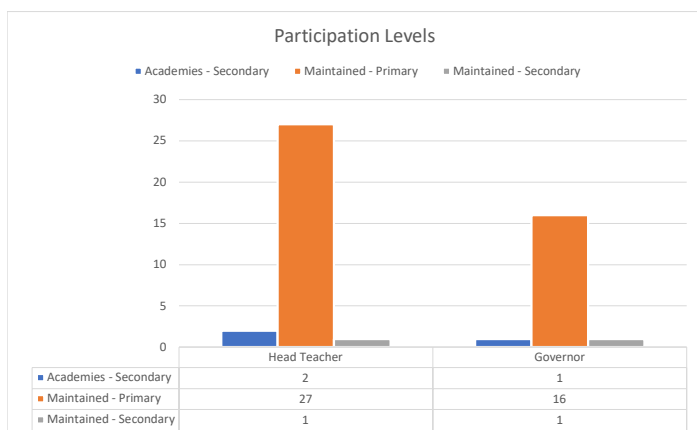
A total of 55 responses were received through the survey link. After vetting for returns to remove ineligible votes, including 2 School Business Manager, 1 Nursery School, 2 votes that did not include the voter designation, 1 vote that did not state the School and 1 doubled Governor vote from a School. The total eligible vote count numbered **48**.

These 55 responses came from 41 Schools (plus an additional 1 vote not stating the School). After vetting this meant that **35** Schools had voter representation.

The breakdown of School Type can be found in the chart: "School Count of the Responses to the Consultation".

The chart "Participation Levels" detail the breakdown the votes by Head teacher of Governor.

The chart "Breakdown of Voter Designation per School" detail the total numbers where a school has either had: a) Headteacher and Governor vote, b) a headteacher vote only or c) a Governor vote only. *As part of the consultation all eligible schools effectively have 2 chances to register a vote for the local funding formula factors. For further details of the actual vote results please review "Haringey Schools APT 2021-22 Survey Results".



Haringey Schools APT 2021-22 Survey Results

Survey Questions	Answers	Maintained Responses		Academies Responses	
		Head teacher Votes	Chair of Governors Votes	Head teacher Votes	Chair of Governors Votes
Growth: To set Growth Funding Budget budget at £1.100m (Indicative Budget is £1.199m)* as stated in December School Forum. £99k will be put back through the formula to protect Tiverton School uptake due to the closure of Stamford Hill	Yes	24	16	1	1
	No	4	1	1	0
	Skipped	0	0	0	0
High Needs Block Transfer: To set a %age of High Needs Block transfer from DSG Allocation.	0%	26	15	1	1
	0.25%	1	2	1	0
	Skipped	1	0	0	0
Education Welfare: Block transfer of £122,000 for Education Welfare Service budget to Central Block to ensure all schools and academies have contributed a fair amount to fund the services for the financial year 2021-22	Yes	20	13	1	1
	No	8	4	1	0
	Skipped	0	0	0	0
Nursery Split Sites: Nursery Split Site funding of £60k for one Nursery School to be continued for 2021-22	Yes	18	11	2	1
	No	10	6	0	0
	Skipped	0	0	0	0
De-Delgated Factors *1: De-delgated factors within the APT remain the same as 2020-21 APT: including A: Schools in Financial Difficulty £179,000; LA Maintained Primary and Secondary Schools contributing £7.70 per AWPU and B: Trade Union Representation £135,739; LA Maintained Primary and Secondary Schools contributing £5.80 per AWPU.	Yes to A & B	6	7	0	0
	Yes to A, No to B	1	0	0	0
	No to A, yes to B	20	10	0	0
	Skipped	1	0	2	1
Total Voters		28	17	2	1
Grand Total		48			

*1 - The actual De-delgated amounts have changed due to the APT formula. The TU representation amount is now £132,721.

Haringey : Authority Proforma Tool Factors for 2021-22

The table below charts an individual School Budget based on the local factors - listed in the consultation process.

2021 - 2022 Schools Budget Comparison			Formula Factors	Consultation Results:		Consultation Results:		Consultation Results:		Consultation Results:	
				Model 1	Model 2	Model 3	Model 4				
			DSG Allocation	211,745,094	211,745,094	211,745,094	211,745,094				
Item in Blue: Funding directly passported to Schools (Post De-Delgated budget)			Growth Fund	1,100,000	1,100,000	1,100,000	1,100,000				
			Hign Needs Block	0	507,692	0	507,692				
			Education Welfare	122,000	122,000	122,000	122,000				
			Nursery Split Site	60,000	60,000	60,000	60,000				
Item in Gray: Funding for de-delgated function, retained for other services, & Growth funds supporting schools			School in Financial Difficulty	0	0	176,199	176,199				
			Trade Union	132,721	132,721	132,721	132,721				
URN	LAESTAB	School Name	Type	210,330,373	209,822,680	210,154,174	209,646,481				
2002	3092002	Belmont Junior School	Primary	1,273,906	1,271,129	1,272,174	1,269,396				
2003	3092003	Belmont Infant School	Primary	1,071,281	1,069,005	1,069,895	1,067,619				
2004	3092004	Bounds Green Junior School	Primary	1,613,073	1,609,419	1,610,763	1,607,109				
2005	3092005	Bounds Green Infant School	Primary	1,446,529	1,443,291	1,444,489	1,441,251				
2008	3092008	Campsbourne Junior School	Primary	1,252,681	1,249,932	1,251,010	1,248,261				
2009	3092009	Campsbourne Infant School	Primary	995,922	993,818	994,575	992,470				
2015	3092015	The Devonshire Hill Nursery & Primary School	Primary	2,009,562	2,004,970	2,006,875	2,002,283				
2020	3092020	Earlsmead Primary School	Primary	2,068,449	2,063,287	2,065,569	2,060,407				
2022	3092022	Highgate Primary School	Primary	2,117,915	2,113,055	2,114,658	2,109,798				
2025	3092025	Lancasterian Primary School	Primary	2,103,478	2,098,620	2,100,691	2,095,833				
2029	3092029	Coldfall Primary School	Primary	2,946,587	2,939,585	2,941,760	2,934,757				
2031	3092031	Tetherdown Primary School	Primary	1,978,247	1,973,735	1,975,044	1,970,531				
2041	3092041	Rokesly Junior School	Primary	1,689,461	1,685,637	1,686,920	1,683,096				
2042	3092042	Rokesly Infant & Nursery School	Primary	1,303,219	1,300,364	1,301,294	1,298,439				
2045	3092045	South Harringay Junior School	Primary	1,155,412	1,152,936	1,153,856	1,151,381				
2046	3092046	South Harringay Infant School	Primary	1,089,839	1,087,531	1,088,484	1,086,175				
2047	3092047	* Stamford Hill Primary School	Primary	0	0	0	0				
2051	3092051	West Green Primary School	Primary	1,242,831	1,240,130	1,241,307	1,238,605				
2057	3092057	Tiwerton Primary School	Primary	2,156,693	2,151,980	2,153,967	2,149,254				
2058	3092058	Coleridge Primary School	Primary	4,026,047	4,016,390	4,019,594	4,009,937				
2062	3092062	Welbourne Primary School	Primary	2,751,209	2,744,767	2,747,567	2,741,125				
2063	3092063	Lea Valley Primary School	Primary	2,360,173	2,354,593	2,357,016	2,351,436				
2065	3092065	Ferry Lane Primary School	Primary	886,955	885,191	885,939	884,175				
2072	3092072	Rhodes Avenue Primary School	Primary	2,906,749	2,899,848	2,901,890	2,894,990				
2075	3092075	Crowland Primary School	Primary	2,084,361	2,079,525	2,081,458	2,076,622				
2076	3092076	Weston Park Primary School	Primary	1,056,882	1,054,717	1,055,396	1,053,230				
2077	3092077	The Willow Primary School	Primary	2,267,200	2,261,865	2,264,089	2,258,754				
2078	3092078	Alexandra Primary School	Primary	2,038,432	2,033,722	2,035,676	2,030,966				
2079	3092079	Stroud Green Primary School	Primary	1,647,152	1,643,436	1,644,942	1,641,226				
2080	3092080	Earlham Primary School	Primary	1,768,033	1,764,023	1,765,746	1,761,736				
2082	3092082	Lordship Lane Primary School	Primary	2,983,686	2,976,580	2,979,513	2,972,407				
2083	3092083	Bruce Grove Primary School	Primary	1,933,239	1,928,802	1,930,668	1,926,230				
2084	3092084	Risley Avenue Primary School	Primary	2,869,700	2,862,904	2,865,742	2,858,946				
2085	3092085	Muswell Hill Primary School	Primary	1,995,330	1,990,724	1,992,104	1,987,498				
2088	3092088	Seven Sisters Primary School	Primary	1,836,982	1,832,801	1,834,803	1,830,622				
3000	3093000	St Aidan's Voluntary Controlled Primary School	Primary	1,094,037	1,091,709	1,092,466	1,090,138				
3001	3093001	The Mulberry Primary School	Primary	3,409,474	3,401,299	3,404,854	3,396,679				
3302	3093302	St Michael's CofE Voluntary Aided Primary School	Primary	1,891,088	1,886,659	1,888,015	1,883,587				
3303	3093303	St James Church of England Primary School	Primary	1,215,829	1,213,138	1,213,935	1,211,244				
3306	3093306	St Mary's CofE Primary School	Primary	2,520,055	2,514,009	2,516,451	2,510,406				
3500	3093500	Our Lady of Muswell Catholic Primary School	Primary	1,870,417	1,866,042	1,867,499	1,863,124				
3501	3093501	St Francis de Sales RC Junior School	Primary	1,821,437	1,817,188	1,818,911	1,814,663				
3502	3093502	St Ignatius RC Primary School	Primary	1,874,297	1,869,912	1,871,710	1,867,325				
3503	3093503	St Mary's Priory RC Junior School	Primary	1,236,570	1,233,826	1,234,884	1,232,140				
3504	3093504	St Paul's RC Primary School	Primary	1,127,822	1,125,358	1,126,336	1,123,872				
3505	3093505	St Mary's Priory RC Infant School	Primary	846,186	844,447	845,178	843,438				
3506	3093506	St Peter-in-Chains RC Infant School	Primary	517,920	517,025	517,335	516,440				
3507	3093507	St Francis de Sales RC Infant School	Primary	1,447,497	1,444,211	1,445,588	1,442,301				
3508	3093508	St Martin of Porres RC Primary School	Primary	900,945	899,064	899,705	897,825				
3509	3093509	St Gildas' Catholic Junior School	Primary	977,487	975,410	976,132	974,055				
3510	3093510	St John Vianney RC Primary School	Primary	1,195,971	1,193,332	1,194,385	1,191,746				
3511	3093511	Chestnuts Primary School	Primary	2,189,962	2,184,783	2,186,813	2,181,633				
3512	3093512	North Harringay Primary School	Primary	2,179,089	2,173,941	2,175,909	2,170,761				
4029	3094029	Hornsey School for Girls	Secondary	5,680,347	5,666,135	5,674,425	5,660,213				
4030	3094030	Highgate Wood Secondary School	Secondary	8,596,277	8,574,536	8,586,536	8,564,795				
4032	3094032	Fortismere School	Secondary	8,299,829	8,278,583	8,289,695	8,268,450				
4033	3094033	Gladesmore Community School	Secondary	10,239,996	10,214,195	10,230,125	10,204,324				
4037	3094037	Park View School	Secondary	8,711,561	8,689,486	8,702,752	8,680,677				
2011	3092011	Eden Primary	Primary Academy	1,001,650	999,530	1,001,650	999,530				
2012	3092012	Brook House Primary School	Primary Academy	2,422,015	2,416,272	2,422,015	2,416,272				
2016	3092016	Harris Primary Academy Coleraine Park	Primary Academy	2,397,575	2,391,876	2,397,575	2,391,876				
2021	3092021	Harris Primary Academy Philip Lane	Primary Academy	2,184,517	2,179,361	2,184,517	2,179,361				
2028	3092028	Noel Park Primary School	Primary Academy	2,942,210	2,935,111	2,942,210	2,935,111				
2030	3092030	Trinity Primary Academy	Primary Academy	2,437,881	2,432,073	2,437,881	2,432,073				
2037	3092037	Holy Trinity CofE Primary School	Primary Academy	1,000,820	998,686	1,000,820	998,686				
3300	3093300	St Paul's and All Hallows CofE Infant School	Primary Academy	647,193	645,967	647,193	645,967				
3304	3093304	St Ann's CE Primary School	Primary Academy	1,032,676	1,030,295	1,032,676	1,030,295				
3307	3093307	St Michael's CofE Primary School	Primary Academy	883,135	881,167	883,135	881,167				
3308	3093308	St Paul's and All Hallows CofE Junior School	Primary Academy	951,551	949,543	951,551	949,543				
4031	3094031	Duke's Aldridge	Secondary Academy	8,084,546	8,063,855	8,084,546	8,063,855				
4034	3094034	Woodside High School	Secondary Academy	9,379,094	9,355,058	9,379,094	9,355,058				
4036	3094036	Alexandra Park School	Secondary Academy	7,640,890	7,621,331	7,640,890	7,621,331				
4703	3094703	St Thomas More Catholic School	Secondary Academy	8,453,733	8,432,010	8,453,733	8,432,010				
4705	3094705	Heartlands High School	Secondary Academy	9,203,307	9,179,859	9,203,307	9,179,859				
6905	3096905	Greig City Academy	Secondary Academy	7,008,454	6,990,446	7,008,454	6,990,446				
4000	3094000	Harris Academy Tottenham	Primary Academy	7,887,816	7,867,641	7,887,816	7,867,641				

	Averages						
	Averages	Primary	Primary	1,759,307.57	1,755,276.72	1,756,822.21	1,752,791.36
	Averages	Secondary	Secondary	8,305,601.77	8,284,587.05	8,296,706.73	8,275,692.01
	Averages	Primary Academy	Primary Academy	2,149,086.52	2,143,959.99	2,149,086.52	2,143,959.99
	Averages	Secondary Academy	Secondary Academy	8,295,004.09	8,273,759.83	8,295,004.09	8,273,759.83

* Stamford Hill Budget requires further adjustment for Closure

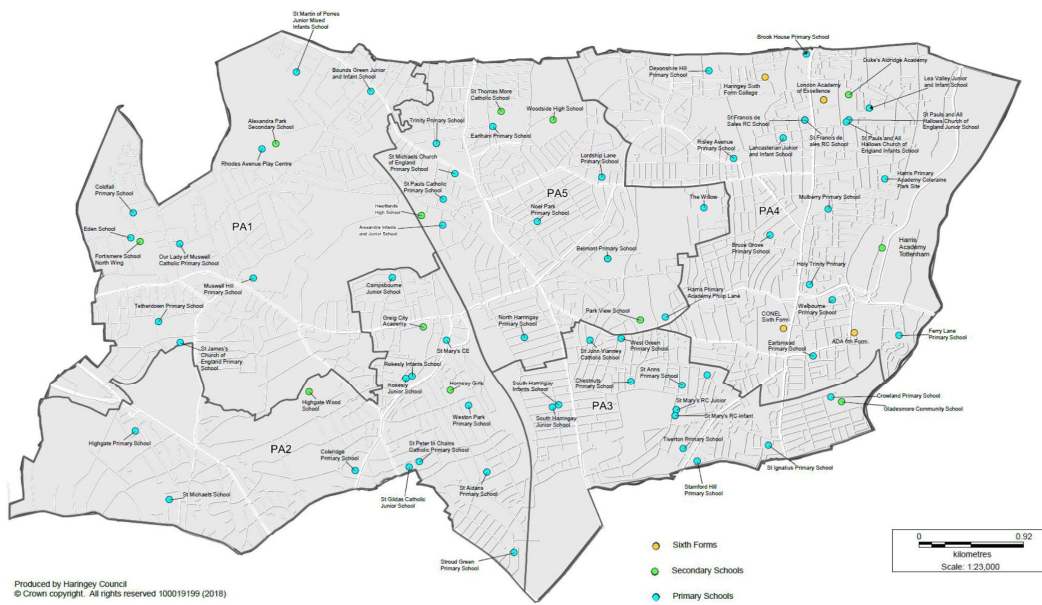
School Budget Analysis 2020-21 Vs 2021-22

The table below provides a comparison of 2020-21 Budget and Pupil Numbers (October 2019 Census) against the 2021-22 Budget (Based on Schools Consultation Preferred Local Factor Options) and Pupil Numbers (October 2020 Census)

URN	LAESTAB	School Name	Type	PA	2020-21	2021-22	Diff	2020-21 (Before De-delegation)	2021-22 (Before De-delegation)	Less: TP & Pension	2021-22 (Budget excluding TP & Pension Grant)	Increase (+) / Decrease (-)	% Gains/Losses due to changes in pupil numbers
Total					33,867.17	33,548.00	-319.17	199,037,485.00	210,463,094.00	8,666,128.01	201,794,965.99	2,757,480.99	1.39%
2002	3092002	Belmont Junior School	Primary	P5	228.00	225.00	-3.00	1,219,488.30	1,275,211.38	48,792.00	1,226,419.38	6,931.08	0.57%
2003	3092003	Belmont Infant School	Primary	P5	172.00	180.00	8.00	979,206.55	1,072,325.19	36,808.00	1,035,517.19	56,310.64	5.75%
2004	3092004	Bounds Green Junior School	Primary	P1	267.00	300.00	33.00	1,375,631.55	1,614,812.91	57,138.00	1,557,674.91	182,043.36	13.23%
2005	3092005	Bounds Green Infant School	Primary	P1	266.00	265.00	-1.00	1,370,839.35	1,448,066.18	56,924.00	1,391,142.18	20,302.83	1.48%
2008	3092008	Campsbourne Junior School	Primary	P2	230.00	217.00	-13.00	1,246,712.09	1,253,939.62	49,220.00	1,204,719.62	-41,992.47	-3.37%
2009	3092009	Campsbourne Infant School	Primary	P2	169.00	175.00	6.00	917,522.96	996,937.21	36,166.00	960,771.21	43,248.26	4.71%
2015	3092015	The Devonshire Hill Nursery & Primary School	Primary	P4	356.00	349.00	-7.00	1,933,768.96	2,011,586.45	76,184.00	1,935,402.45	1,633.49	0.08%
2020	3092020	Earlsmead Primary School	Primary	P4	396.00	374.00	-22.00	2,055,911.49	2,070,617.98	84,744.00	1,985,873.98	-70,037.50	-3.41%
2022	3092022	Highgate Primary School	Primary	P2	424.00	423.00	-1.00	1,975,593.40	2,120,368.38	90,736.00	2,029,632.38	54,038.99	2.74%
2025	3092025	Lancasterian Primary School	Primary	P4	398.00	362.00	-36.00	2,166,360.44	2,105,578.05	85,172.00	2,020,406.05	-145,954.38	-6.74%
2029	3092029	Coldfall Primary School	Primary	P1	629.00	627.00	-2.00	2,753,817.08	2,950,224.08	149,910.99	2,800,313.09	46,496.01	1.69%
2031	3092031	Tetherdown Primary School	Primary	P1	421.00	416.00	-5.00	1,875,083.04	1,980,659.86	90,094.00	1,890,565.86	15,482.82	0.83%
2041	3092041	Rokesley Junior School	Primary	P2	347.00	330.00	-17.00	1,662,621.92	1,691,375.36	74,258.00	1,617,117.36	-45,504.56	-2.74%
2042	3092042	Rokesley Infant & Nursery School	Primary	P2	252.00	250.00	-2.00	1,236,992.63	1,304,668.68	53,928.00	1,250,740.68	13,748.05	1.11%
2045	3092045	South Harrington Junior School	Primary	P3	213.00	202.00	-11.00	1,142,143.25	1,156,583.39	45,582.00	1,111,001.39	-31,141.85	-2.73%
2046	3092046	South Harrington Infant School	Primary	P3	171.00	176.00	5.00	1,011,645.00	1,090,859.97	36,594.00	1,054,265.97	42,620.98	4.21%
2047	3092047	* Stamford Hill Primary School	Primary	P3	85.00	0.00	-85.00	607,992.81	0.00	0.00	0.00	-607,992.81	-100.00%
2051	3092051	West Green Primary School	Primary	P3	202.00	198.00	-4.00	1,200,286.11	1,243,979.83	43,228.00	1,200,751.83	465.72	0.04%
2057	3092057	Twerton Primary School	Primary	P3	310.00	354.00	44.00	1,716,109.17	2,158,746.22	66,340.00	2,092,406.22	376,297.06	21.93%
2058	3092058	Coleridge Primary School	Primary	P2	827.00	838.00	11.00	3,727,858.91	4,030,907.40	176,978.00	3,853,929.40	126,070.48	3.38%
2062	3092062	Woburne Primary School	Primary	P4	530.00	473.00	-57.00	2,885,199.45	2,753,952.78	113,420.00	2,640,532.78	-244,666.67	-8.48%
2063	3092063	Lea Valley Primary School	Primary	P4	420.00	410.00	-10.00	2,281,952.58	2,362,550.57	89,880.00	2,272,670.57	-9,282.01	-0.41%
2065	3092065	Ferry Lane Primary School	Primary	P4	151.00	132.00	-19.00	942,690.98	887,720.93	32,314.00	855,406.93	-87,284.06	-9.26%
2072	3092072	Rhodes Avenue Primary School	Primary	P1	629.00	631.00	2.00	2,713,209.69	2,910,408.32	134,606.00	2,775,802.32	62,592.63	2.31%
2075	3092075	Crowland Primary School	Primary	P3	373.00	377.00	4.00	1,949,270.23	2,086,547.36	79,822.00	2,006,725.36	57,455.13	2.95%
2076	3092076	Weston Park Primary School	Primary	P2	224.00	193.00	-31.00	1,124,692.77	1,058,001.20	47,936.00	1,010,065.20	-114,627.57	-10.19%
2077	3092077	The Willow Primary School	Primary	P5	415.00	404.00	-11.00	2,192,339.55	2,269,543.01	91,409.75	2,178,133.26	-14,206.29	-0.65%
2078	3092078	Alexandra Primary School	Primary	P5	382.00	358.00	-24.00	2,042,680.65	2,040,508.89	81,748.00	1,958,760.89	-83,919.76	-4.11%
2079	3092079	Stroud Green Primary School	Primary	P2	262.00	287.00	25.00	1,439,892.22	1,648,816.65	56,068.00	1,592,748.65	152,856.42	10.62%
2080	3092080	Earlham Primary School	Primary	P5	313.00	297.00	-16.00	1,755,164.12	1,769,755.95	66,982.00	1,702,773.95	-52,390.18	-2.98%
2082	3092082	Lordship Lane Primary School	Primary	P5	579.00	542.00	-37.00	2,992,388.02	2,986,830.04	123,906.00	2,862,924.04	-129,463.98	-4.33%
2083	3092083	Bruce Grove Primary School	Primary	P4	359.00	324.00	-35.00	1,950,099.47	1,935,176.54	76,826.00	1,858,350.54	-91,748.93	-4.70%
2084	3092084	Risley Avenue Primary School	Primary	P4	558.00	514.00	-44.00	2,921,719.85	2,872,681.34	119,412.00	2,753,269.34	-168,450.52	-5.77%
2085	3092085	Muswell Hill Primary School	Primary	P1	420.00	419.00	-1.00	1,878,273.69	1,997,760.25	89,880.00	1,907,880.25	29,606.56	1.58%
2088	3092088	Seven Sisters Primary School	Primary	P3	307.00	283.00	-24.00	1,838,623.61	1,875,075.56	65,698.00	1,779,375.56	-102,149.96	-5.45%
3000	3093000	St Aidan's Voluntary Controlled Primary School	Primary	P2	207.00	204.00	-3.00	1,046,782.07	1,095,219.72	44,298.00	1,050,921.72	4,139.64	0.40%
3001	3093001	The Mulberry Primary School	Primary	P4	611.00	600.00	-11.00	3,412,954.16	3,275,261.91	130,754.00	3,144,507.91	-6,934.25	-0.21%
3302	3093302	St Michael's CofE Voluntary Aided Primary School	Primary	P5	406.00	399.00	-7.00	1,802,696.10	1,893,401.94	86,884.00	1,806,517.94	3,821.84	0.21%
3303	3093303	St James Church of England Primary School	Primary	P1	244.00	246.00	2.00	1,127,255.31	1,217,255.31	52,216.00	1,165,039.31	28,687.41	2.52%
3306	3093306	St Mary's CofE Primary School	Primary	P2	466.00	468.00	2.00	2,367,493.45	2,522,769.31	99,724.00	2,423,045.31	55,551.86	2.35%
3500	3093500	Our Lady of Muswell Catholic Primary School	Primary	P1	384.00	379.00	-5.00	1,779,398.64	1,872,615.00	82,176.00	1,790,439.00	11,040.36	0.62%
3501	3093501	St Francis de Sales RC Junior School	Primary	P4	333.00	328.00	-5.00	1,744,681.87	1,823,339.09	71,262.00	1,752,077.09	7,395.22	0.42%
3502	3093502	St Ignatius RC Primary School	Primary	P3	343.00	336.00	-7.00	1,804,563.36	1,876,245.50	73,402.00	1,802,843.50	-1,719.86	-0.10%
3503	3093503	St Mary's Priory RC Junior School	Primary	P3	224.00	219.00	-5.00	1,193,072.35	1,237,804.17	47,936.00	1,189,868.17	-3,168.17	-0.27%
3504	3093504	St Paul's RC Primary School	Primary	P5	194.00	193.00	-1.00	1,073,673.92	1,128,941.17	41,516.00	1,087,425.17	13,751.25	1.28%
3505	3093505	St Mary's Priory RC Infant School	Primary	P3	143.00	131.00	-12.00	860,209.85	846,946.27	34,395.66	812,550.60	-47,659.25	-5.54%
3506	3093506	St Peter-in-Chains RC Infant School	Primary	P2	93.00	76.00	-17.00	566,604.74	518,360.70	21,400.00	496,960.70	-69,644.04	-12.29%
3507	3093507	St Francis de Sales RC Infant School	Primary	P4	265.00	248.00	-17.00	1,453,354.10	1,448,935.62	56,710.00	1,392,225.62	-61,128.48	-4.21%
3508	3093508	St Martin of Porres RC Primary School	Primary	P1	176.00	161.00	-15.00	916,864.32	901,878.75	37,664.00	864,214.75	-52,649.57	-5.74%
3509	3093509	St Gildas' Catholic Junior School	Primary	P2	192.00	176.00	-16.00	993,791.52	978,508.07	41,088.00	937,420.07	-56,371.46	-5.67%
3510	3093510	St John Vianney RC Primary School	Primary	P3	209.00	206.00	-3.00	1,147,159.94	1,197,166.06	44,726.00	1,152,440.06	5,280.12	0.46%
3511	3093511	Chestnuts Primary School	Primary	P3	403.00	409.00	6.00	2,037,694.88	2,192,334.13	86,242.00	2,106,092.13	68,397.25	3.36%
3512	3093512	North Harrington Primary School	Primary	P5	414.00	413.00	-1.00	2,058,435.70	2,181,484.84	88,596.00	2,092,888.84	34,453.13	1.67%
4029	3094029	Hornsey School for Girls	Secondary	S	749.00	769.00	20.00	5,194,556.91	5,684,806.95	235,927.51	5,448,879.44	254,322.53	4.90%
4030	3094030	Highgate Wood Secondary School	Secondary	S	1,239.00	1,265.00	26.00	7,877,266.11	8,603,613.64	390,272.61	8,213,341.03	336,074.92	4.27%
4032	3094032	Fortismere School	Secondary	S	1,340.00	1,316.00	-24.00	7,871,160.12	8,307,461.45	422,086.60	7,885,374.85	14,214.73	0.18%
4033	3094033	Gladesmore Community School	Secondary	S	1,267.00	1,282.00	15.00	9,524,123.94	10,247,431.60	399,092.33	9,848,339.27	324,215.33	3.40%
4037	3094037	Park View School	Secondary	S	1,127.00	1,144.00	17.00	8,066,334.33	8,718,195.99	354,993.73	8,363,202.26	296,867.92	3.68%
2011	3092011	Eden Primary	Primary Academy	P1	206.00	195.00	-11.00	986,652.51	1,001,649.94	44,084.00	957,565.94	-29,086.56	-2.95%
2012	3092012	Brook House Primary School	Primary Academy	P4	416.00	399.00	-17.00	2,383,202.92	2,422,014.79	89,024.00	2,332,990.79	-50,212.12	-2.11%
2016	3092016	Harris Primary Academy Coleraine Park	Primary Academy	P4	402.00	410.00	8.00	2,220,801.80	2,397,574.96	91,298.54	2,306,276.42	85,474.62	3.85%
2021	3092021	Harris Primary Academy Philip Lane	Primary Academy	P5	401.00	398.00	-3.00	2,074,268.69	2,184,517.12	85,814.00	2,098,703.12	24,434.43	1.18%
2028	3092028	Noel Park Primary School	Primary Academy	P5	507.00	537.00	30.00	2,628,990.01	2,942,210.02	108,498.00	2,833,712.02	204,7	

Appendix 3: Planning area map

Figure 3.1 – Haringey schools

Total Reduction in Pupil number as compared to Oct 2019 **-632.51**

LAESTAB	School Name	Type	Planning Area	Change in Pupil Number
3092004	Bounds Green Junior School	Primary	P1	33
3092005	Bounds Green Infant School	Primary	P1	-1
3092029	Coldfall Primary School	Primary	P1	-2
3092031	Tetherdown Primary School	Primary	P1	-5
3092072	Rhodes Avenue Primary School	Primary	P1	2
3092085	Muswell Hill Primary School	Primary	P1	-1
3093303	St James Church of England Primary School	Primary	P1	2
3093500	Our Lady of Muswell Catholic Primary School	Primary	P1	-5
3093508	St Martin of Porres RC Primary School	Primary	P1	-15
3092011	Eden Primary	Primary Academy	P1	-11
Sub-total				-3

3092008	Campsbourne Junior School	Primary	P2	-13
3092009	Campsbourne Infant School	Primary	P2	6
3092022	Highgate Primary School	Primary	P2	-1
3092041	Rokesly Junior School	Primary	P2	-17
3092042	Rokesly Infant & Nursery School	Primary	P2	-2
3092058	Coleridge Primary School	Primary	P2	11
3092076	Weston Park Primary School	Primary	P2	-31
3092079	Stroud Green Primary School	Primary	P2	25
3093000	St Aidan's Voluntary Controlled Primary School	Primary	P2	-3
3093306	St Mary's CofE Primary School	Primary	P2	2
3093506	St Peter-in-Chains RC Infant School	Primary	P2	-17
3093307	St Michael's CofE Primary School	Primary Academy	P2	-5
3093509	St Gildas' Catholic Junior School	Primary	P2	-16
Sub-total				-61

3092045	South Harringay Junior School	Primary	P3	-11
3092046	South Harringay Infant School	Primary	P3	5
3092047	* Stamford Hill Primary School	Primary	P3	
3092051	West Green Primary School	Primary	P3	-4
3092057	Tiverton Primary School	Primary	P3	44
3092075	Crowland Primary School	Primary	P3	4
3092088	Seven Sisters Primary School	Primary	P3	-4
3093502	St Ignatius RC Primary School	Primary	P3	-7
3093503	St Mary's Priory RC Junior School	Primary	P3	-5
3093505	St Mary's Priory RC Infant School	Primary	P3	-12
3093510	St John Vianney RC Primary School	Primary	P3	-3
3093511	Chestnuts Primary School	Primary	P3	6
3093304	St Ann's CE Primary School	Primary Academy	P3	-7
Sub-total				-14

LAESTAB	School Name	Type	Planning Area	Change in Pupil Number
3092002	Belmont Junior School	Primary	P5	-3
3092003	Belmont Infant School	Primary	P5	8
3092077	The Willow Primary School	Primary	P5	-11
3092078	Alexandra Primary School	Primary	P5	-24
3092080	Earlham Primary School	Primary	P5	-16
3092082	Lordship Lane Primary School	Primary	P5	-37
3093302	St Michael's CofE Voluntary Aided Primary School	Primary	P5	-7
3093504	St Paul's RC Primary School	Primary	P5	-1
3093512	North Harringay Primary School	Primary	P5	-1
3092021	Harris Primary Academy Philip Lane	Primary Academy	P5	-3
3092028	Noel Park Primary School	Primary Academy	P5	30
3092030	Trinity Primary Academy	Primary Academy	P5	-1
Sub-total				-66

3092015	The Devonshire Hill Nursery & Primary School	Primary	P4	-7
3092020	Earlsmead Primary School	Primary	P4	-22
3092025	Lancasterian Primary School	Primary	P4	-36
3092062	Welbourne Primary School	Primary	P4	-57
3092063	Lea Valley Primary School	Primary	P4	-10
3092065	Ferry Lane Primary School	Primary	P4	-19
3092083	Bruce Grove Primary School	Primary	P4	-25
3092084	Risley Avenue Primary School	Primary	P4	-44
3093001	The Mulberry Primary School	Primary	P4	-11
3093501	St Francis de Sales RC Junior School	Primary	P4	-5
3093507	St Francis de Sales RC Infant School	Primary	P4	-17
3092012	Brook House Primary School	Primary Academy	P4	-17
3092016	Harris Primary Academy Coleraine Park	Primary Academy	P4	8
3092037	Holy Trinity CofE Primary School	Primary Academy	P4	-6
3093300	St Paul's and All Hallows CofE Infant School	Primary Academy	P4	-15
3093308	St Paul's and All Hallows CofE Junior School	Primary Academy	P4	-19
3094000	Harris Academy Tottenham	Primary Academy	P4	102.83
Sub-total				-199.17

3094029	Hornsey School for Girls	Secondary	S	20
3094030	Highgate Wood Secondary School	Secondary	S	26
3094032	Fortismere School	Secondary	S	-24
3094033	Gladesmore Community School	Secondary	S	15
3094037	Park View School	Secondary	S	17
3094031	Duke's Aldridge	Secondary Academy	S	-35
3094034	Woodside High School	Secondary Academy	S	15
3094036	Alexandra Park School	Secondary Academy	S	7
3094703	St Thomas More Catholic School	Secondary Academy	S	14
3094705	Heartlands High School	Secondary Academy	S	25
3096905	Greig City Academy	Secondary Academy	S	29
Sub-total				-289.34